

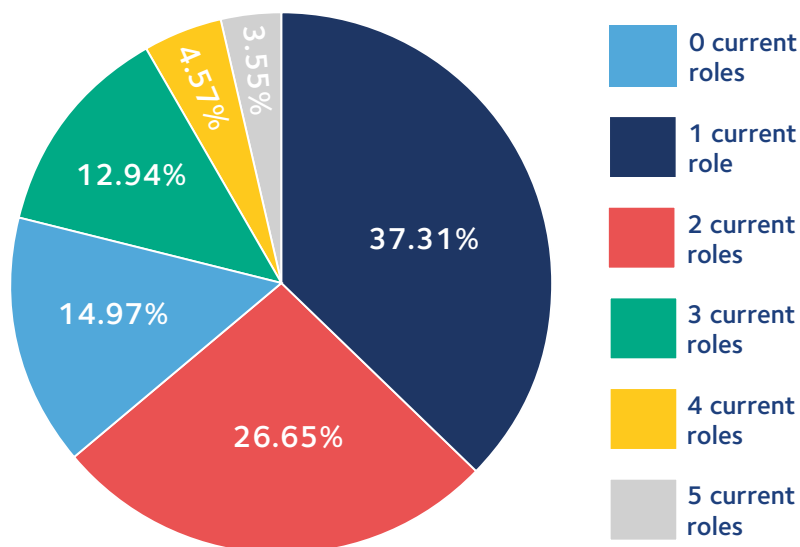


FACT SHEET: THE PORTFOLIO CAREERS OF AUSTRALIAN MUSICIANS

The Australian study *Making Music Work: Sustainable Portfolio Careers for Australian Musicians* (2016–2019) explored the conditions and strategies needed for musicians to sustain successful portfolio careers. It mapped the creative, social, cultural and economic realities of the portfolio music career and delivered recommendations to address the realities this presents for Australian musicians. The study employed a national survey of 592 musicians and 11 in-depth interviews with a diverse group of musicians. This fact sheet examines the portfolio careers of musicians.

The vast majority of Australian musicians undertake a portfolio career, which encompasses a variety of concurrent and often impermanent roles. This was also the case with the majority of musicians who participated in the *Making Music Work* study.

As shown below, most musicians reported either one (37.31%) or two (26.65%) current roles, but 21.06% held either three, four or five current roles and 14.97% indicated that they were not currently working.



The job roles held were coded into ANZSCO¹ categories. The most common codes were:

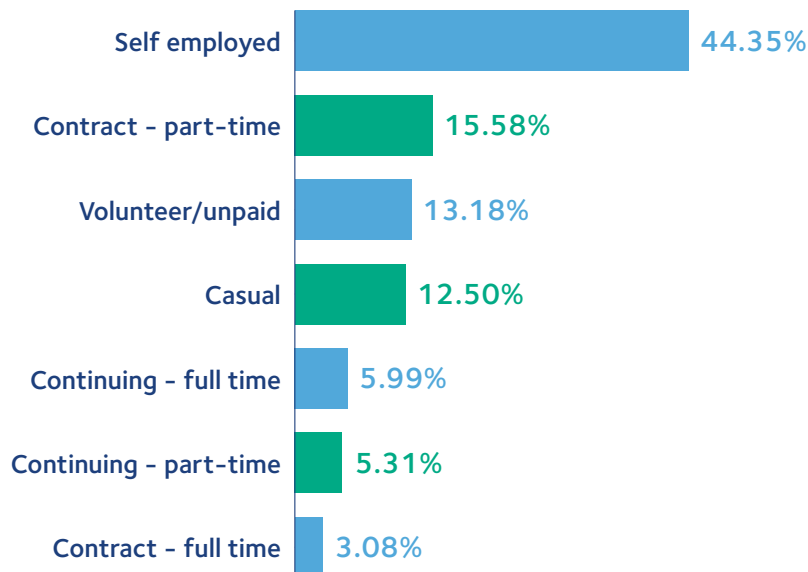
- **Musician (instrumental)** – 28% of role titles listed
- **Music teacher** – 23% of job titles listed
- **Actors, dancers and other entertainers (various)** – 7.91% of job titles listed
- **Composer** – 7.11% of job titles listed
- **Music director** – 7.11% of job titles listed
- **Singer** – 5.34% of job titles listed
- **University lecturer** – 3.56% of job title listed
- **Sound technician** – 3.16% of job titles listed
- **Media producer** – 2.57% of job titles listed
- **Artistic director** – 1.98% of job titles listed

Mode of employment

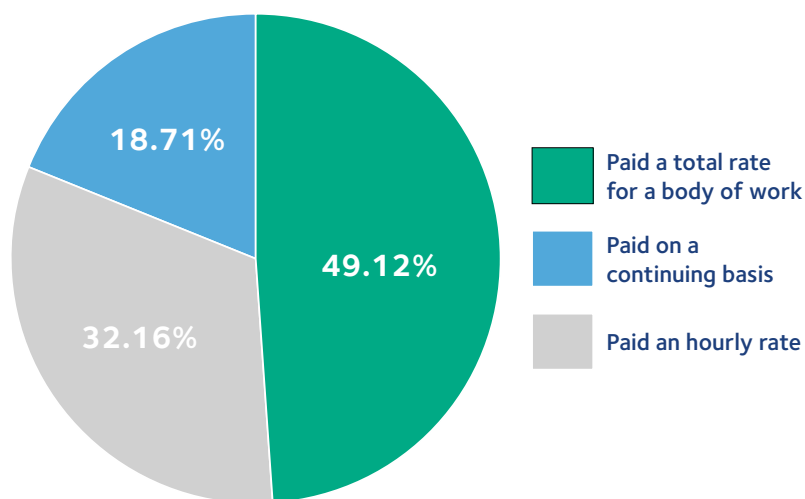
Self-employment was the most common mode of employment across the current roles, accounting for 44.35% of the 584 responses (see below). Part-time contract roles accounted for a further 15.58% of the roles, with volunteer / unpaid roles and casual roles accounting for another 13.18% and 12.50% respectively.

For almost half the current paid roles (49.12%), musicians were paid a total rate for a body of work, with less than a fifth (18.71%) of all current work being paid on a continuing (salaried) basis.

¹ Australian and New Zealand Standard Classification of Occupations (ANZSCO) 6 digit codes – <http://www.abs.gov.au/ausstats/abs@.nsf/mf/1220.0>



N = 584



N = 513

To read more about these findings, you can download the full report, summary brochure, and musician profiles at www.makingmusicwork.com.au

Making Music Work was funded by an Australian Research Council Linkage grant and led by Queensland Conservatorium Research Centre (QCRC), Griffith University, with industry partners, Australia Council for the Arts, Create NSW, Creative Victoria, Western Australian Government – Department of Local Government, Sport and Cultural Industries (DLGSC), and institutional partner Curtin University. The research team included Professor Brydie-Leigh Bartleet, Professor Dawn Bennett, Professor Ruth Bridgstock, Professor Scott Harrison, Professor Paul Draper, Professor Vanessa Tomlinson and Research Fellow Dr Christina Ballico.