

FACT SHEET:

WHO PARTICIPATED IN THE MAKING MUSIC WORK STUDY?

The Australian study *Making Music Work: Sustainable Portfolio Careers for Australian Musicians* (2016–2019) explored the conditions and strategies needed for musicians to sustain successful portfolio careers. It mapped the creative, social, cultural and economic realities of the portfolio music career and delivered recommendations to address the realities this presents for Australian musicians. The study employed a national survey of 592 musicians and 11 in-depth interviews with a diverse group of musicians. In this fact sheet we examine the gender distribution, age range and location of the *Making Music Work* survey participants.

The *Making Music Work* survey reached near gender parity and featured a spread of ages from 18 – 75+. Working across classical and contemporary musics, there were on average 2.44 specific genres per musician.

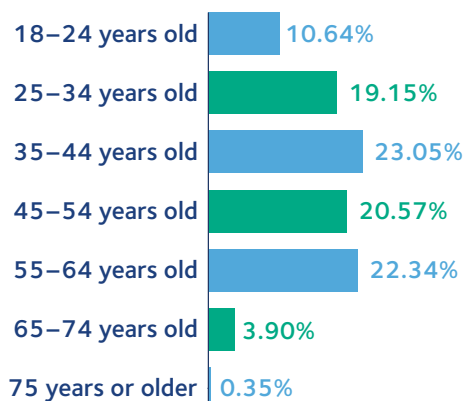
Genres

Musicians listed the music genres in which they practised. Many responses were very specific: for example, *Art Music*, *Experimental*, *Inter/Multi-cultural*, *Meditation and Healing*, *Soundscapes*, *Gospel / Sacred / Worship*, *Drum and Bass*, *New Music*, *Swing*, and *Fusion*.

From the specific responses, we used higher-level genre coding to categorise musicians' practice into classical, contemporary, and mixed classical/contemporary (for participants where responses contained both classical and contemporary elements). The majority of musicians (59.03%) worked only in contemporary genres, with 14.98% working only in classical genres and 25.99% working across classical and contemporary genres.

Age and gender

As shown below, the musicians who responded to the survey were evenly distributed across the age groups between 18 and 64 years, with a much smaller proportion of participants indicating that they were 65 years or older (4.25%). The most common age range for the participants was 35–44 years (23.05% of participants).

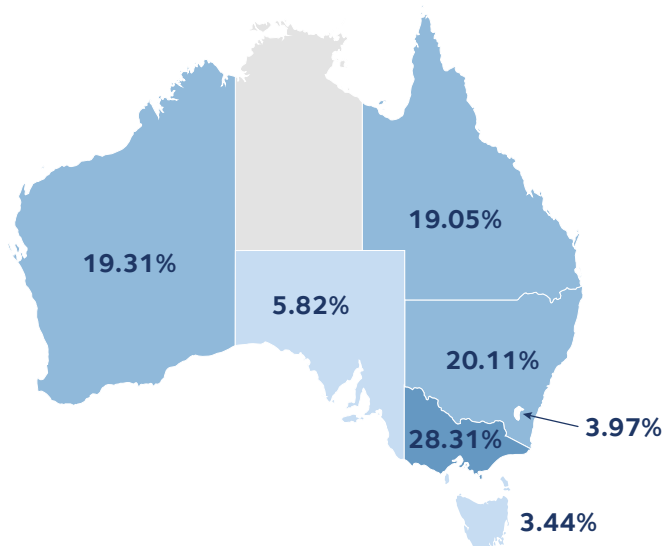


N = 282

Of the musicians surveyed, 53.54% identified as male and 45.74% identified as female. Two participants (0.71%) identified as gender non-binary, transgender, or gender non-conforming.

State and region of residence

Slightly more than two-thirds (69.84%) of participants lived in metropolitan areas, with 30.16% living in regional or rural areas (see below).



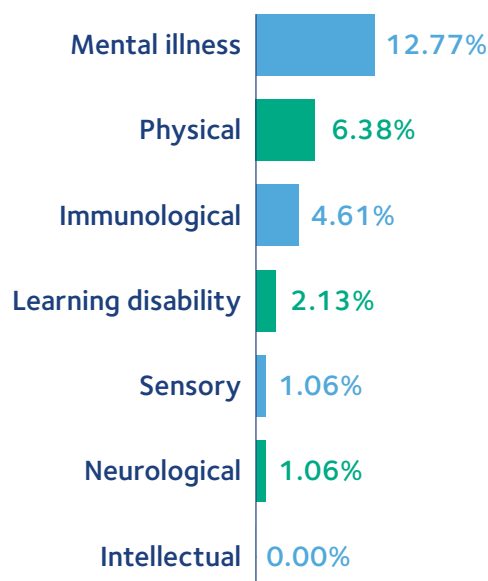
N = 378

Of the 282 musicians who provided information on ethnicity, 76.6% listed one ethnicity, 14.89% listed two, 6.38% listed three, and 2.13% listed four. Overwhelmingly, musicians indicated that they were 'Australian' (86.17%) with 22% of musicians indicating another ethnicity in addition to Australian. 'British Isles' was the second most common ethnicity provided (22.34%), followed by 'East/South East' Asian (4.26%). 2.13% identified as Aboriginal or Torres Strait Islander people.

Disability

A total of 23.40% of participants indicated that they were living with a disability, with 3.19% of participants indicating that they had two or more disabilities.

As shown below, the most common type of disability reported was mental illness, at 12.77%. By comparison, Australian Bureau of Statistics 2015 data for the general population indicates that 18.3% of Australians were living with a disability of some kind. The 2015 Australian Health Survey (Australian Bureau of Statistics) indicates that the prevalence of mental illness in the population in general is about 17.5%.



N = 378

To read more about these findings, you can download the full report, summary brochure, and musician profiles at www.makingmusicwork.com.au

Making Music Work was funded by an Australian Research Council Linkage grant and led by Queensland Conservatorium Research Centre (QCRC), Griffith University, with industry partners, Australia Council for the Arts, Create NSW, Creative Victoria, Western Australian Government – Department of Local Government, Sport and Cultural Industries (DLGSC), and institutional partner Curtin University. The research team included Professor Brydie-Leigh Bartleet, Professor Dawn Bennett, Professor Ruth Bridgstock, Professor Scott Harrison, Professor Paul Draper, Professor Vanessa Tomlinson and Research Fellow Dr Christina Ballico.